



YJD112005PG1

Silicon Carbide Schottky Diode

Features

" 0

2

5

2 6

Typical Applications

30

Mechanical Data

Package □

Terminals

Polarity .

Maximum Ratings 0 "

PARAMETER	SYMBOL	UNIT	VALUE
1			1 □" 4
- " 0			□□
- " 0			□□
- " 0 10	10		□□
0 - " 0	6	.	"
0 - " 0			"
0 - " 0			"
- " 0 □ 5	6	.	"
1 - " 0			&
1 - □ 0			!
- " 0 □		.	
		0	" " "

"



YJD112005PG1

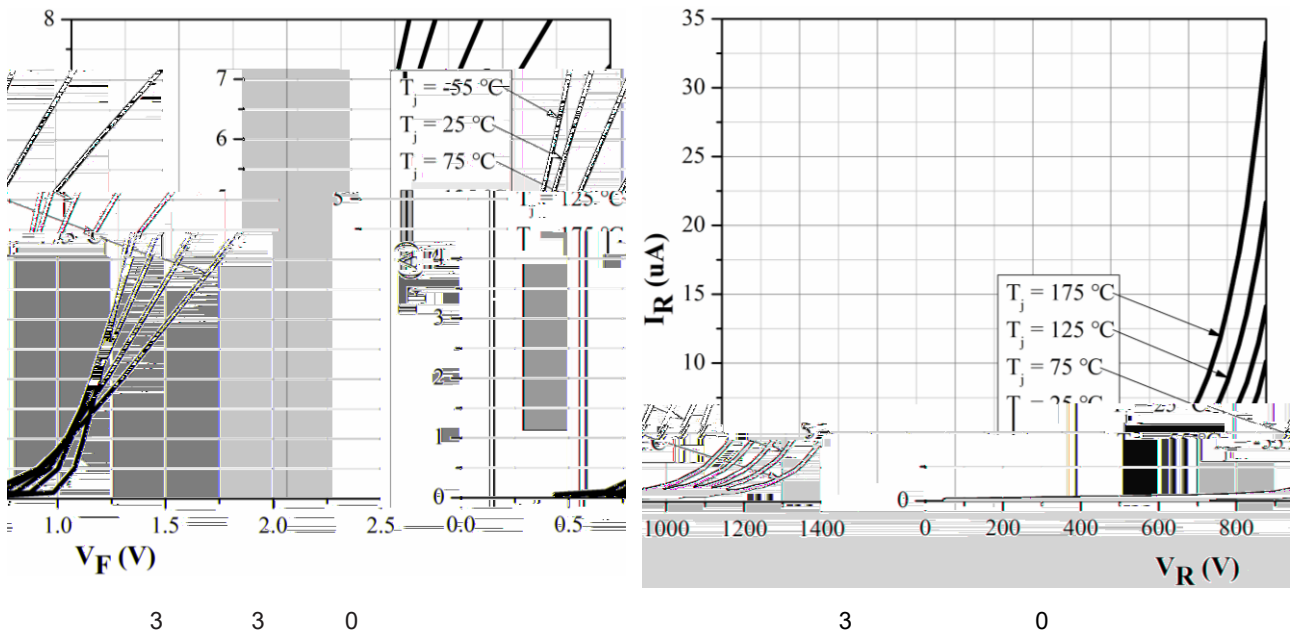
Electrical Characteristics

PARAMETER	SYMBOL	UNIT	TEST CONDITIONS	Typ.	Max.
3	3		6 " " 0	!	"
			6 " " 0	□	
	6		□ " 0		
			□ " 0	□	
	0	0	0 □ " 0		
	0	3	□ 5	! □	
			! □ 5	"	
			□ 5		
0 2	2 ₀		□	□	

Thermal Characteristics


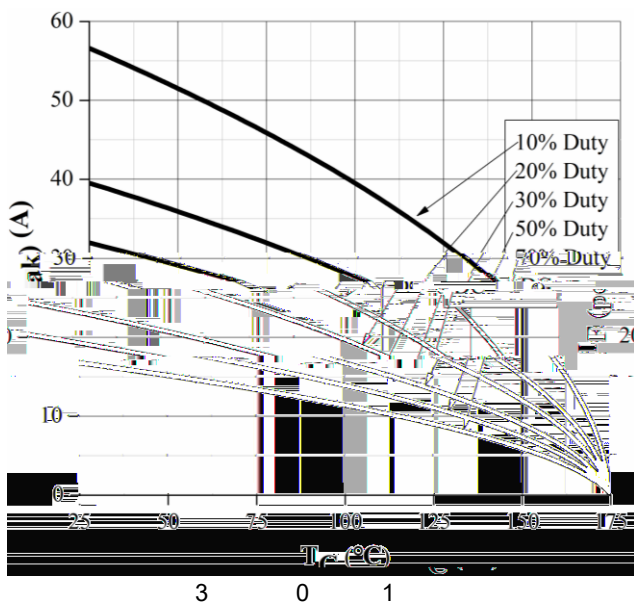
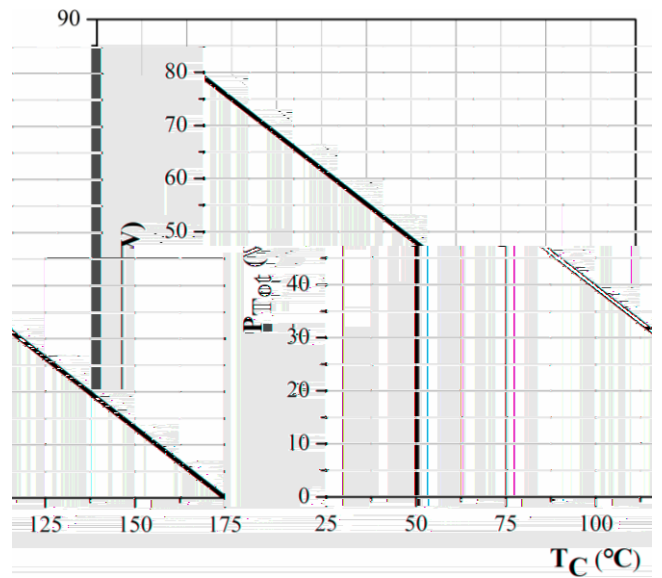
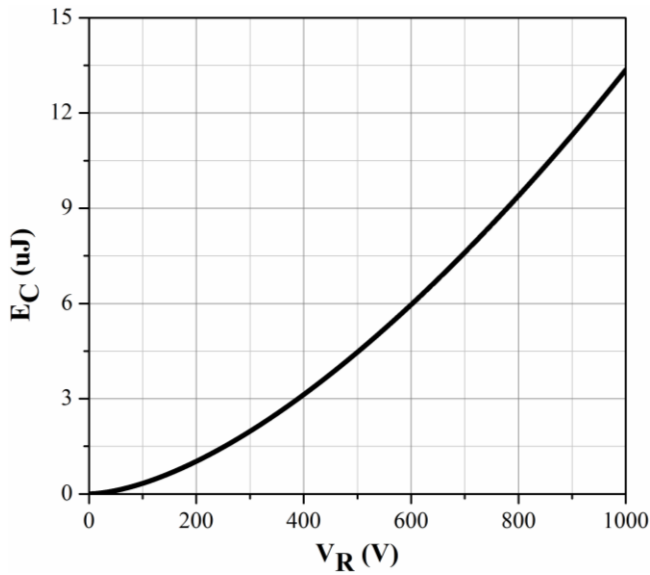
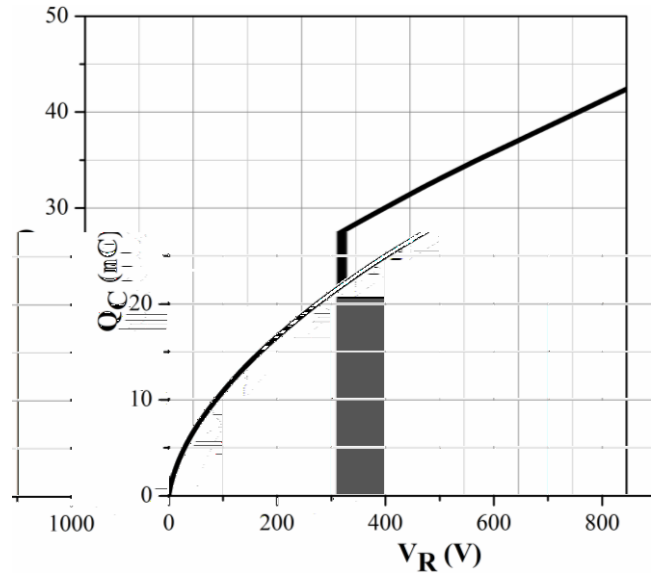
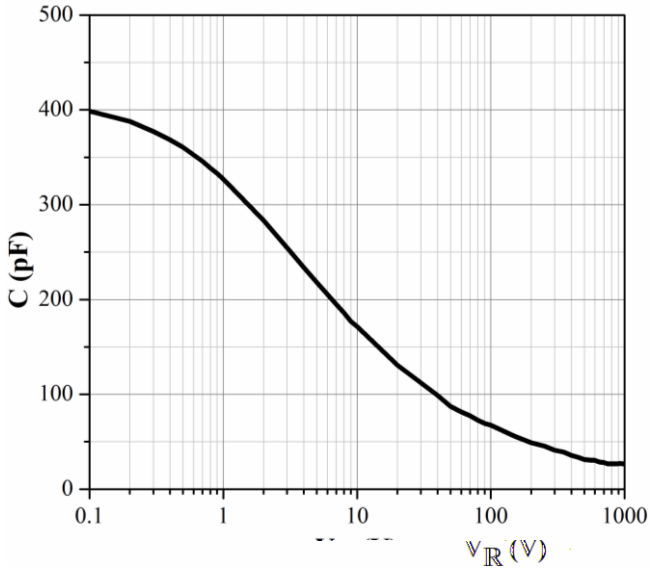
PARAMETER	SYMBOL	UNIT	VALUE
	0	0	&

Typical Characteristics

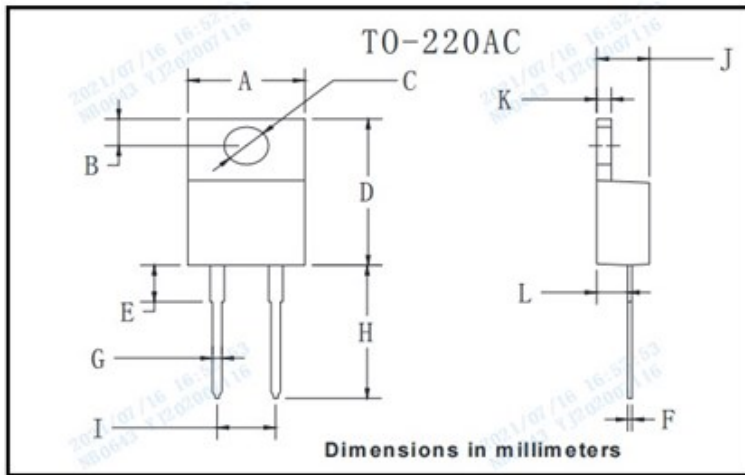




YJD112005PG1



Outline Dimensions



TO-220AC		
1		
.	&"	□ "
/	" "	&"
0	"	! □"
1	! &"	" "
2	"	! "
3	□	□ "
4	□	□ &
5		&
6	!	"
	!	!
	!	!
		&



Disclaimer

2

0

3

www.frxelec.com