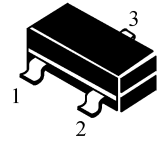


Excellent H_{FE} Linearity H_{FE} $H_{FE}(0.1mA)/h_{FE}(2mA)=0.95(Typ.)$
 High H_{FE} H_{FE} $H_{FE}=200\ 700$
 Low Noise $NF=1dB(Typ.),10dB(Max.)$.
 Complementary to S9015(GM9015) GM9015)

SOT-23


- 1. BASE
- 2. EMITTER
- 3. COLLECTOR




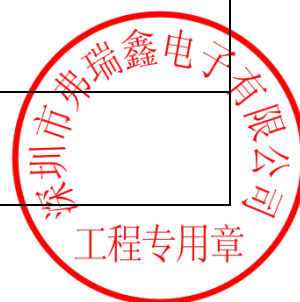
| CHARACTERISTIC | Symbol | Rating | Unit |
|-----------------------------------|-----------|---------|------|
| Collector-Base Voltage - | V_{CBO} | 50 | Vdc |
| Collector-Emitter Voltage - | V_{CEO} | 45 | Vdc |
| Emitter-Base Voltage - | V_{EBO} | 5.0 | Vdc |
| Collector Current-Continuous - | I_C | 150 | mAdc |
| Base Current | I_B | 30 | mAdc |
| Collector Power Dissipation | P_C | 225 | mW |
| Junction Temperature | T_j | 150 | |
| Storage Temperature Range | T_{stg} | -55 150 | |



| Characteristic | Symbol | Test Condition | Min | Typ | Max | Unit |
|---|---------------|---|-----|-----|------|------|
| Collector Cutoff Current | I_{CBO} | $V_{CB}=50V, I_E=0$ | — | — | 0.1 | A |
| Emitter Cutoff Current | I_{EBO} | $V_{EB}=5V, I_C=0$ | — | — | 0.1 | A |
| Collector-Base Breakdown Voltage - | $V_{(BR)CBO}$ | $I_C=100 \text{ } \mu\text{A}$ | 50 | — | — | V |
| Collector-Emitter Breakdown Voltage - | $V_{(BR)CEO}$ | $I_C=1.0\text{mA}$ | 45 | — | — | V |
| Emitter-Base Breakdown Voltage - | $V_{(BR)EBO}$ | $I_E=100 \text{ } \mu\text{A}$ | 5 | — | — | V |
| DC Current Gain | h_{FE} | $V_{CE}=6V, I_C=2\text{mA}$ | 200 | — | 700 | — |
| Collector-Emitter Saturation Voltage - | $V_{CE(sat)}$ | $I_C=100\text{mA}, I_B=5\text{mA}$ | — | — | 0.3 | V |
| Base-Emitter Voltage - | V_{BE} | $V_{CE}=5.0V, I_C=10\text{mA}$ | — | — | 0.82 | V |
| Transition Frequency | f_T | $V_{CE}=5.0V, I_C=10\text{mA}$ | 100 | 180 | — | MHz |
| Collector Output Capacitance | C_{ob} | $V_{CB}=10V, I_E=0,$ $f=1\text{MHz}$ | — | 4.0 | 7.0 | pF |



| | | | |
|--|--|--|---|
| | | | |
| | | | |
| | | | |
| | | | |
| | | | |
| | | | |
| | | |  |
| | | | |
| | | | |



外形封裝尺寸

