

- ◀
  - ◀
  - ◀
  - ◀
  - ◀
  - ◀
  -
- Case  
Terminals
- Polarity
- Mounting Position
- Weight

### Maximum Ratings And Electrical Characteristics

Parameter	MBOLC	SS52	SS54	SS56	SS58	SS510	SS515	SS520	UNITS
	RRM								
	RMS								
	DC								
L	(AV)								
	FSM								
	F								
A	R								m
	JA								°
	J								°
	STG								°

## Ratings And Characteristic Curves

FIG. 1- DERATING CURVE OUTPUT RECTIFIED CURRENT

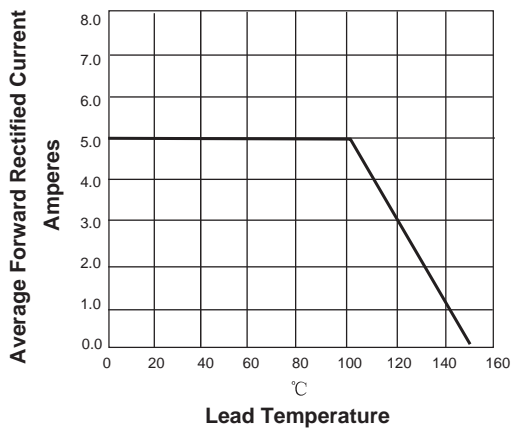


FIG. 2-MAXIMUM NON-REPETITIVE PEAK FORWARD SURGE CURRENT PER LEG

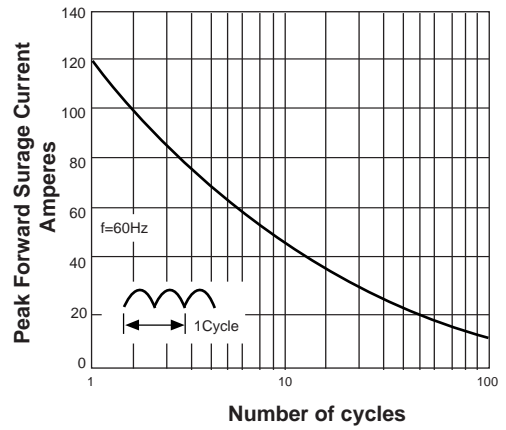


FIG. 3-TYPICAL FORWARD VOLTAGE CHARACTERISTICS

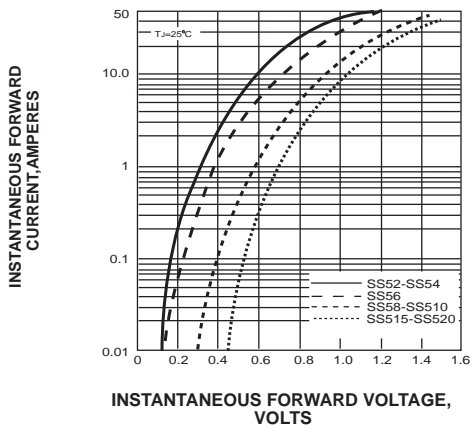


FIG. 4-TYPICAL REVERSE LEAKAGE CHARACTERISTICS

